

## Features

- Single-Turn / Carbon / Commercial Open Frame
- Cross slot rotor design suitable for automatic adjustment equipment
- Board retention feature
- Enclosed cover
- PC board stand-offs



Model 3318 is currently available, although not recommended for new designs. Models 3306F & 3306K are preferred.

- Adjustable front/back, top/bottom
- RoHS compliant\*

# 3318 - 6 mm Square Trimming Potentiometer

## Electrical Characteristics

Standard Resistance Range ..... 100 to 1 megohm  
 (see standard resistance table)  
 Resistance Tolerance ..... ±30 %  
 (tighter tolerances available)  
 Contact Resistance Variation...10 % max.  
 Resolution ..... Infinite  
 Adjustment Angle ..... 210° ±20°

## Environmental Characteristics

Power Rating  
 100-500K ohms .....50 V  
 >500K ohms.....25 V  
 50 °C .....0.1 watt  
 Temperature Range... -25 °C to +100 °C  
 Temperature Coefficient...±1000 ppm/°C  
 Load Life.. 1,000 hours 0.1 watt @ 70 °C  
 (20 % ΔTR)

## Physical Characteristics

Torque (Operating)..... 20-250 g-cm  
 Stop Strength  
 Knob Side ..... 750 g-cm  
 Reverse Side ..... 350 g-cm  
 Terminals ..... Solderable pins  
 Marking..... Resistance code, date code  
 Standard Packaging ....500 pcs. per bag  
 Adjustment Tool..... H-90  
 Aqueous cleaning not recommended

## How To Order

**3318 K - 1 - 103**

Model \_\_\_\_\_  
 Style \_\_\_\_\_  
 Standard or Modified Product Code \_\_\_\_\_  
 -1 = 30 % TR Tolerance (Standard)  
 -2 = 20 % TR Tolerance  
 Resistance Code \_\_\_\_\_  
 Packaging Options \_\_\_\_\_  
 Blank = 500 pcs./bag (Standard)  
 A = Ammo Pack - 1000 pcs./box

## Standard Resistance Table

Resistance (Ohms)	Resistance Code
<b>100</b>	<b>101</b>
<b>200</b>	<b>201</b>
<b>500</b>	<b>501</b>
<b>1,000</b>	<b>102</b>
<b>2,000</b>	<b>202</b>
<b>5,000</b>	<b>502</b>
<b>10,000</b>	<b>103</b>
<b>20,000</b>	<b>203</b>
<b>50,000</b>	<b>503</b>
<b>100,000</b>	<b>104</b>
200,000	204
500,000	504
1,000,000	105

Popular values listed in boldface. Others are typically not stocked by distributors and are not recommended for new designs.

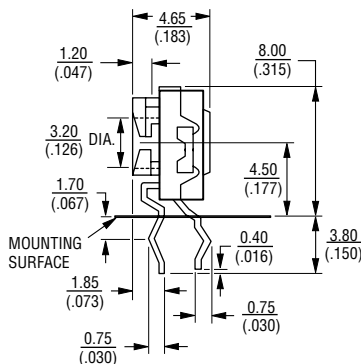
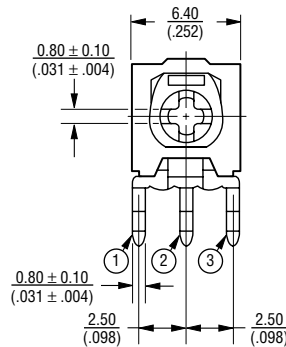
\*RoHS Directive 2002/95/EC Jan 27 2003 including Annex. Specifications are subject to change without notice.

Customers should verify actual device performance in their specific applications

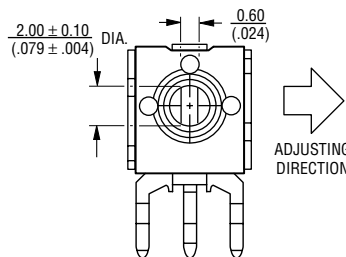
## Product Dimensions

### 3318K

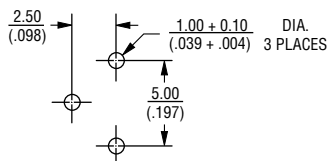
FRONT VIEW



REAR VIEW

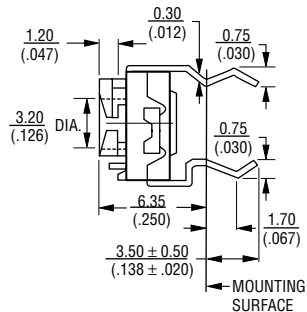
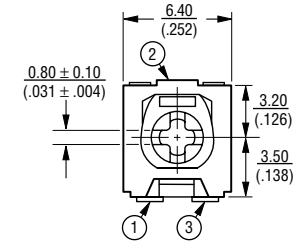


SUGGESTED PWB LAYOUT

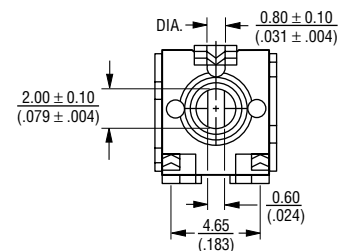


### 3318F

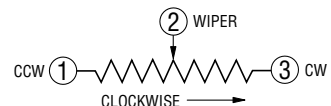
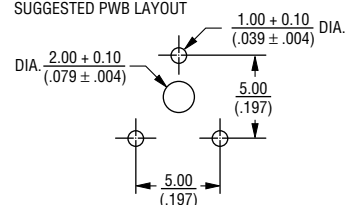
FRONT VIEW



REAR VIEW



SUGGESTED PWB LAYOUT



DIMENSIONS:  $\frac{\text{MM}}{\text{(INCHES)}}$

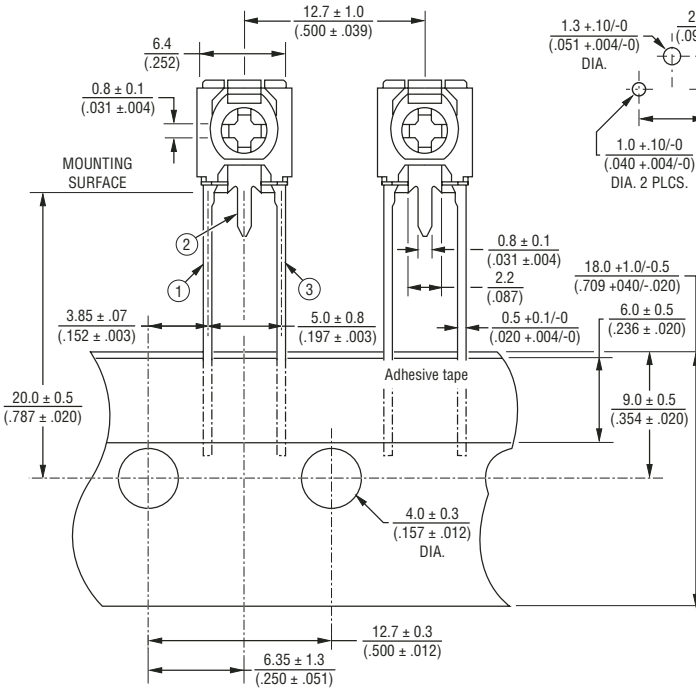
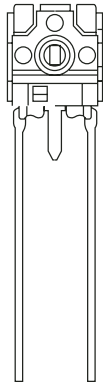
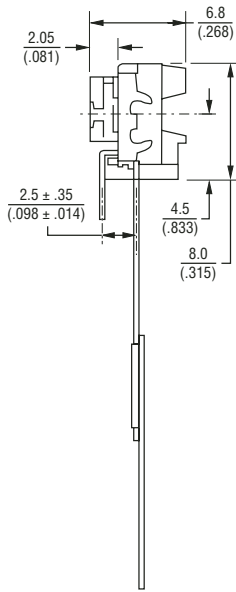
TOLERANCES: ±  $\frac{0.25}{(0.010)}$  EXCEPT WHERE NOTED

# 3318 - 6 mm Square Trimming Potentiometer

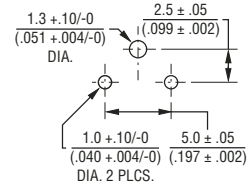
**BOURNS®**

## Packaging Specifications

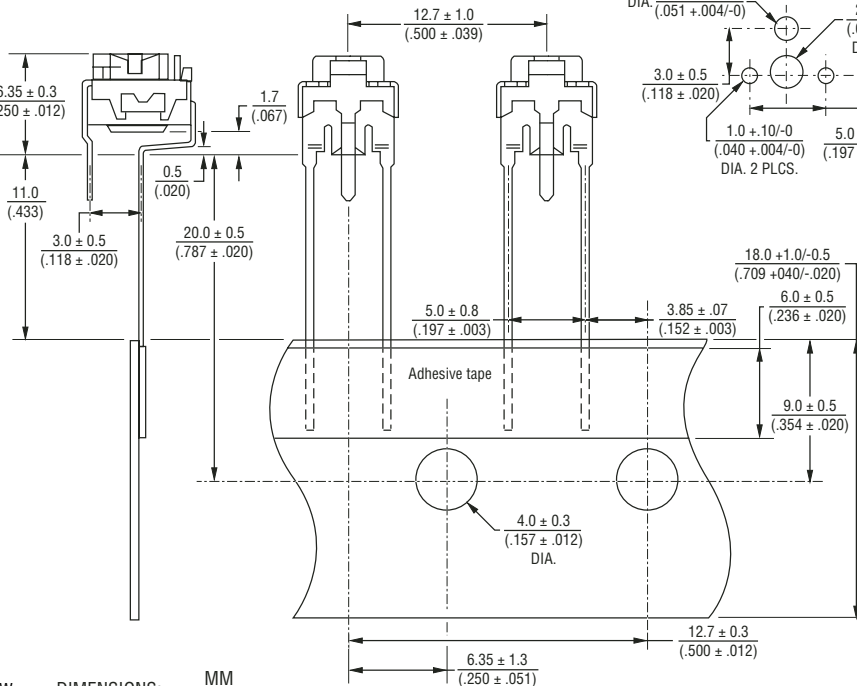
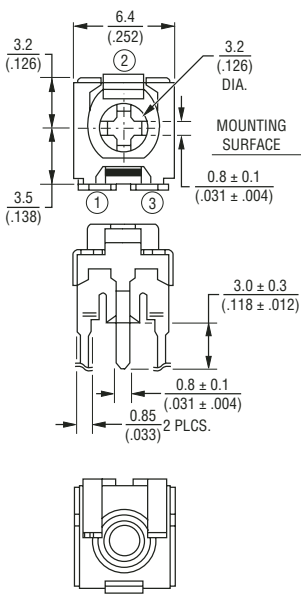
### Ammo Pack Model 3318K



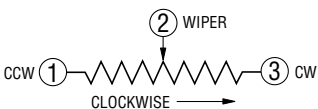
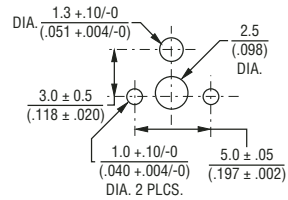
### Recommended PCB Layout



### Ammo Pack Model 3318F



### Recommended PCB Layout



DIMENSIONS:  $\frac{\text{MM}}{\text{(INCHES)}}$

REV. 10/08

Specifications are subject to change without notice. Customers should verify actual device performance in their specific applications